

**LAWRENCE COUNTY HIGHWAY DEPARTMENT
APPLICATION FOR A COMMERCIAL APPROACH PERMIT**

Permit No. _____

It shall be unlawful for any association, corporation, firm, or person to construct an approach from a County Highway without first agreeing to the following:

Application is hereby made by _____ to the Lawrence County Highway (Owner) Department for permission to construct an approach to _____ side of _____.
(Road Name)

Located approximately _____. The approach will serve a _____.
(Describe Location)

_____ and will be constructed between _____.
(Type of business, etc.) (Beginning Date)

and _____.
(Completion Date)

Applicant shall construct the approach and install all required culverts according to Lawrence County standards and specifications and is responsible for all costs of construction and maintenance. If any deficiencies are noted during final inspection Applicant shall be responsible to correct deficiencies within 30 days of notification.

Please attach a drawing or sketch showing the proposed location of the approach and set stakes in the ground to enable the Lawrence County Highway Department to locate and evaluate the proposed, centerline of the approach. No permit will be issued until a preconstruction inspection is made by the Lawrence County Highway Department.

Culverts shall be sized to assure proper drainage. The minimum culvert size shall be eighteen inches (18") in diameter unless specifically authorized in writing otherwise by the Lawrence County Highway Department. The minimum length of any culvert shall be forty feet (40'). All Culverts shall have sloped end sections and shall be constructed of corrugated metal or reinforced concrete.

Gravel surfacing shall meet the requirements of the "Standards Specifications for Base or Surfacing".

Approaches shall be constructed perpendicular as practical to the County road.

Applicant/Owner agrees that the crown of the presently traveled surface, including the shoulder, will be continued at a distance of 20 feet from the nearest edge of the traveled surface of the road facing the property.

The Typical Approach Detail, as set forth on the attached Exhibit B, shall be followed in the construction of approaches within public right-of-ways under the jurisdiction of Lawrence County. Road construction materials and methods shall conform to the current published edition of the "Standard Specifications for Roads and Bridges" of the South Dakota Department of Transportation, when referenced in the standards below.

A copy of these specifications is on file at the Lawrence County Highway Department Office or on the Lawrence County website.

P.O. Box 514 Deadwood, SD 57732 • Phone: (605) 578-2183 • Fax: (605) 578-2167 • Email: jbev@lawrence.sd.us

Permit No. _____

Sight distance of approaches shall meet published standards of the “American Association of State Highway Transportation Officials”. 2003 Edition.

Only one (1) approach per parcel of land shall be allowed. Approaches to tracts in commercial and agricultural districts, and large tracts or parcels of land may be approved in accordance with SDCL 31-24-3 thru 31-24-7.

Applicant/Owner agrees to furnish all materials, labor, incidentals and pay all costs involved with the construction and maintenance of any approach, including restoration of any damage to the roadway and right-of-way to equal or better conditions than existed prior to the construction of the approach designated in this application.

Applicant/Owner agrees to provide protection to highway traffic during the construction of the approach designated in this application by the use of proper signs, barricades, flag persons and lights as prescribed in the “Manual of Uniform Traffic Control Devices.”

Applicant/Owner agrees to indemnify and hold Lawrence County, its Highway Department, it’s commissioners, agents and employees harmless from and against any and all actions, suits, damages, liabilities or other proceedings of any kind or nature brought because of any injuries or damage received or sustained by any person or property on account of the construction, use or maintenance of the approach designated in this application.

A surety bond in the sum of five thousand dollars (\$5,000.00) for faithful performance of all duties required by the County of Lawrence and for repayment to the County for all damages growing out of the carelessness or negligence of such permit. When any contract is let which will involve a County right-of-way, a performance bond will be furnished by the Contractor in the amount of 20% of the total contract bid.

Prior to commencing any construction and upon completion of the approach, the applicant shall notify the Lawrence County Highway Department at (605) 578-2183.

Failure to accomplish the construction of the approach in accordance with the provisions of this permit will automatically render this permit null and void and where applicable, constitute grounds for its removal and /or full restoration of the county right-of-way and/or highway all at the applicant’s sole expense.

Applicant’s Name: _____ Owner’s Name: _____

(If different from Applicant’s Address)

Address: _____ Address: _____

Phone: _____ Phone: _____

Fax: _____ Fax: _____

Email: _____ Email: _____

Date: _____ Date: _____

Signature: _____ Signature: _____

Permit No. _____

*****To be completed by the Lawrence County Highway Department *****

Preliminary inspection: **Date:** _____ **By:** _____

Culvert Diameter: _____ **Culvert Length:** _____

Special conditions or remarks: _____

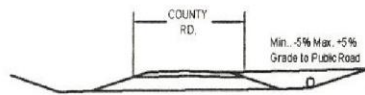
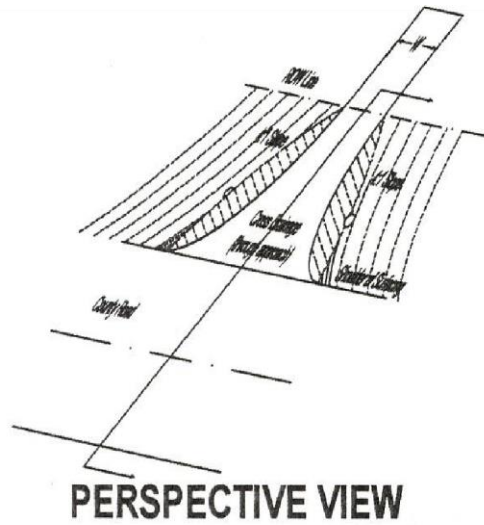
Final Inspection: **Date:** _____ **By:** _____

PERMIT APPROVED: _____ **OR DENIED:** _____

Lawrence County Board of Commissioners – Chairman

Date

EXHIBIT B
LAWRENCE COUNTY HIGHWAY DEPARTMENT
SPECIFICATION FOR COUNTY APPROACHES

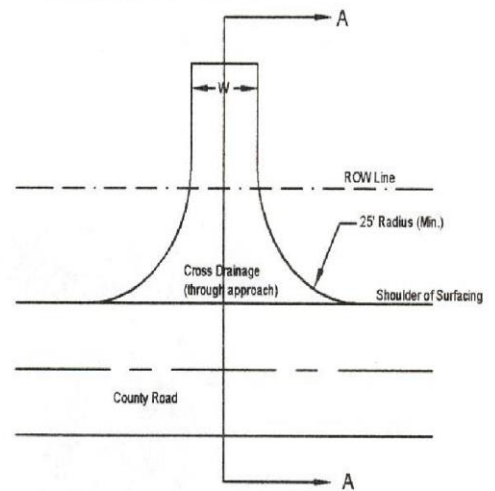


** W is surface Width at Right-of-Way line

W – 20' Min. for Residences

W – 28' Min. for Commercial

Maximum W – 50'



The above Typical Approach Detail shall be followed in the construction of roads within public right-of-ways under the jurisdiction of Lawrence County. Road construction materials and methods shall conform to the current published edition of the “Standard Specifications for Roads and Bridges” of the South Dakota Department of Transportation, when referenced in the specifications on file at the Lawrence County Highway Department.